

Mobile screening plant

MOBISCREEN MSS 802(i) EVO



A LONG HERITAGE OF EXPERTISE

Efficient crushing and screening plants.

For the past 100 years, KLEEMANN GmbH has been developing and manufacturing machines and plants for the natural stone and recycling industries.

High levels of performance and innovative details, simple handling and maximum safety for the operator - this is what KLEEMANN crushing and screening plants stand for.

THE KLEEMANN PRODUCT RANGE

-  **MOBICAT**
Mobile jaw crushers
-  **MOBIXREX**
Mobile impact crushers
-  **MOBICONE**
Mobile cone crushers
-  **MOBISCREEN**
Mobile screening plants
-  **MOBIBELT**
Mobile stackers

Over 100 years of
tradition

A WIRTGEN GROUP Company
An internationally active group of companies



With more than 200
subsidiaries and dealers in Germany and abroad



MOBISCREEN MSS 802(i) EVO

Where flexibility meets output.

As a powerful mobile screen for coarse elements, the MOBISCREEN MSS 802(i) EVO has been designed for evolving challenges in different applications. With its ingenious machine design and flexible conversion option, an ideal throughput can be guaranteed for natural stone and recycling applications.

Changing work locations and new applications often create challenges for screening plants. The MSS 802(i) EVO mobile screen is ideally equipped to take them on successfully. The large range of screen surfaces and simple setting of screen parameters enable easy adaptation of the MSS 802(i) EVO

to new application conditions. If a fine final product is to be screened from extremely coarse feed material, the plant can be quickly converted from three to two final grain sizes. It also stands out with ease of operation and ideal ergonomics.



Flexibility in the foreground



Main focus on operability



Ergonomics at a glance



THE HIGHLIGHTS

Perfectly equipped.

01 Feed hopper

- > Generously dimensioned feed hopper
- > Hopper rear walls can be folded at three heights

02 Control system

- > Simple operating concept reduces the risk of operating errors
- > Automatic start for quick production start

03 Drive

- > Ingenious hydraulics concept for efficient power transmission
- > Option of external power supply

04 Screen

- > Double-deck screen casing with effective screening
- > Large setting and adjustment range of screen angle

> Material flow

- > Optimised material guidance for high throughput
- > Line coupling for process and safety linking

> Safety & ergonomics:


- > Fast and ergonomic servicing thanks to excellent accessibility

> Transport

- > Simple transportation and fast set-up

> Environmentally sound solutions

- > Reduced dust and noise
- > Low fuel consumption



KLEEMANN SUSTAINABILITY describes innovative technologies and solutions which are consistent with the sustainability objectives of the WIRTGEN GROUP.

INGENIOUS FEED HOPPER

For short set-up times.

Up to 500 t/h
feed capacity

800 x 500 x 300 mm
max. feed size

9.1 m³
Hopper volume of basic hopper



The MOBISCREEN MSS 802(i) EVO's feed hopper is generously dimensioned and designed for optimised material flow.

The rear wall of the hopper can be folded comfortably at three heights. Optimised material transfer is also ensured at a low feed height.

Filling aids which can be individually folded are available to enable simple loading with a wheel loader from the side and rear. Moving the feeding unit and filling aids in and out as well as unlocking/locking the filling aids can be carried out safely and conveniently from the ground with the mobile operating device.

Robust and low-wear design

The hopper walls are heavily reinforced to ensure a long service life. For instance, the screen for coarse elements can withstand harsh operating conditions up to an edge length of 500 mm*. The changeable KRS (KLEEMANN Resistant Steel) wear plates can be easily replaced and also protect the hopper against damage and a high degree of wear.

* Grain size 800 x 500 x 300 mm

i The MSS 802(i) EVO can be optionally equipped with an apron feeder for very coarse feed material.

KLEEMANN > GOOD TO KNOW

With the optional filling aids, which can be folded comfortably on both sides using a mobile operating device, the wheel loader operator always has a good view into the hopper. Throwing over the hopper can be prevented.




INTUITIVE CONTROL

For simple handling.

With the increasing demands that are placed on modern screening plants, their complexity also increases. At the same time, the technology need to be safe and as simple as possible to master - without long training sessions. This is precisely where the strength of the MOBISCREEN MSS 802(i) EVO's intuitive operating concept lies.

With the easy-to-use control using a mobile operating device, the handling of the screen for coarse elements is user-friendly and intuitive. The operating concept, with its easy-to-under-

stand symbols, reduces the risk of operating errors and facilitates operation.



The hardware components

The mobile, wired operating device can be connected on both sides of the plant. The functions to be carried out can be ideally viewed from a safe distance, which ensures a high level of occupational safety. Machine status such as diesel consumption as well as an initial fault detection can also be viewed at a glance.

An optional radio remote control is also available for even more comfortable control of the driving functions and the hopper discharge conveyor.

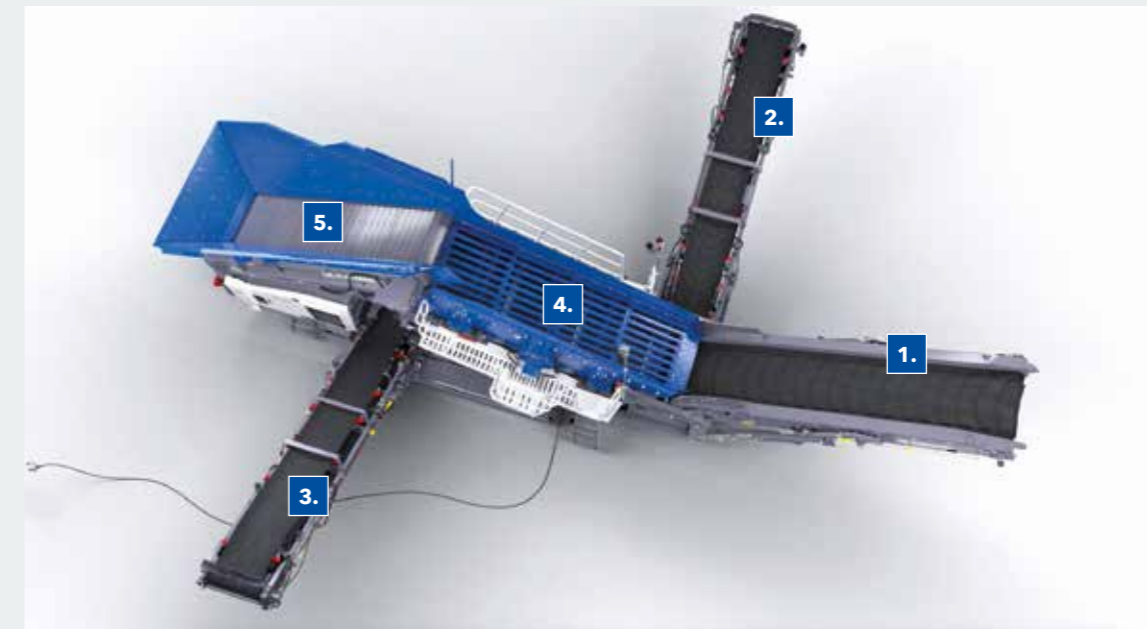
WITOS FleetView telematics solution

The MSS 802(i) EVO features the WITOS FleetView telematics solution. The system-supported preparation, transmission, visualisation and evaluation of machine and position data enables even more efficient fleet and service management in day-to-day operation. Even users with only one plant benefit from WITOS FleetView. From support in maintenance and diagnostics processes to the targeted monitoring of plants - the range of services is very diverse.

KLEEMANN > GOOD TO KNOW

Automatic mode for quick production start

A further advantage of the MOBISCREEN MSS 802(i) EVO is the automatic mode. Once the diesel engine is switched on at the push-button, the plant is started up and all subsections and conveyors automatically start up one after the other. This ensures the correct starting sequence and the plant is quickly ready for production. Operating errors are ruled out!



Automatic mode
Safe and quick production start

Mobile, wired operating device
can be connected on both sides

Radio remote control
Operation of driving functions and hopper discharge conveyor

POWERFUL DRIVE

For efficient power transmission.

The MOBISCREEN MSS 802(i) EVO features a smart hydraulics concept to ensure efficient power transmission.

The MSS 802(i) EVO stands out with its powerful diesel-hydraulic drive concept and reduced operating costs. All maintenance-relevant components are easily accessible. Service intervals for changing engine oil and filters are designed to be extra

long. The plant can be conveniently refuelled from both sides, should one side be inaccessible due to a stockpile. The machine is also relatively quiet which benefits both the operator and the environment.

Efficient drive

Electric operation via an external power supply is possible with the optional electric-hydraulic Dual Power drive. The temperature-controlled fan ensures a significant reduction of noise emissions, saves diesel and reduces the amount of dust entering the engine compartment. This means that environment-friendly work with zero emissions can be realised with even lower operating costs.




Diesel-hydraulic drive |
 98 - 99 kW drive output |
  **Electric operation** via external power supply



KLEEMANN > GOOD TO KNOW

- > Powerful diesel-hydraulic drive **A** for low fuel consumption
- > External power supply **B** via electric-hydraulic Dual Power drive for work with zero emissions *



EFFECTIVE SCREENING

For best results.

The MOBISCREEN MSS 802(i) EVO's screen casing is designed for high outputs with a screening surface of over 7.5 m².

The large selection of screen surfaces such as punched plates, slotted grates, finger screens and wire cloth enable a high degree of flexibility in the application. Above all, the individual configurability of each individual screen segment means that

the equipment can be optimally adapted to the application. Thanks to good accessibility from all sides and the quick-clamping wedge system, simple screen surface changes are possible.

> 7.5 m²

screening surface area

15.4 - 20°

setting range of screen angle



Large selection

of screen surfaces



Screening efficiency even for difficult materials and in difficult conditions

If you are confronted with material that is difficult to screen in an application, the optional material brakes and/or the chain curtain can be installed at two positions of the screen casing. This offers maximum flexibility for the operator for adapting the upper deck.

The material brake in the top position extends the material holding time, which leads to improved screening capacity. The lower position ensures that coarser material is slowed

down before it is transferred to the main discharge conveyor. This avoids damage.

Adapting the screen angle, increasing the screening capacity

The screen casing angle's wide setting range of 15.4 - 20° is a further advantage: This allows the plant to be perfectly adapted to the feed material. This optimises the screening capacity in combination with high product quality.

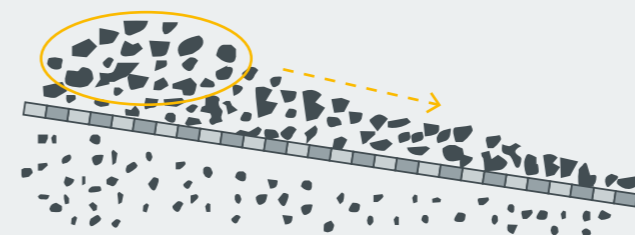
KLEEMANN > PROCESS KNOWLEDGE



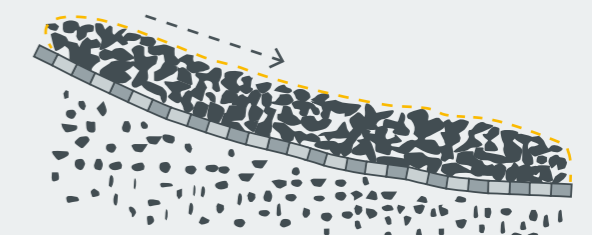
Screening efficiency in the lower deck

The shape of the MSS 802(i) EVO's lower deck is a so-called banana profile. This means more screening efficiency in the lower deck with decreasing screen angle of the segments in flow direction. With the steep screen angle of the feeding side, a high flow rate and quick distribution of the material on the screen deck are achieved. On the discharge side, the screen angle is flatter, which extends the holding time and therefore increases the quality of the final product.

Straight screen profile



Banana profile



OPTIMISED MATERIAL FLOW

For high throughput.

The MSS 802(i) EVO's material flow is optimally designed - for higher total throughput and longer life thanks to reduced wear.

From the large feed hopper, via the spacious material transfer onto the screen deck, through to the discharge conveyors: The entire process of the material flow is perfectly planned - without any bottlenecks.

The discharge heights of the discharge conveyors can be optionally increased with the long version of the 1,400 mm wide crusher discharge conveyor or telescopic side discharge conveyors, which increases the stockpile volume and therefore the intervals for clearing the stockpiles. In addition, the use of the wheel loader and the associated costs are reduced.

The discharge heights of all discharge conveyors can be flexibly adjusted so that a transfer of the screening material to a downstream crusher can be optimally adapted.

The speed of all conveyor belts is infinitely adjustable and can be easily finetuned. A magnetic separator and magnetic drum protect downstream crushers and increase material quality.

Line coupling - linking process and safety

For smooth material flow across several crushing and screening stages, the machine can be optionally equipped with the line coupling. A process and safety linkage with all KLEEMANN plants from the EVO and PRO series is possible. For even greater flexibility in the application, the stockpile probe required for process coupling can be placed on any of the plant's discharge conveyors.

KLEEMANN > PROCESS KNOWLEDGE

Conversion from 3 to 2 final grain sizes

The MSS 802(i) EVO can be converted from 3 to 2 final grain sizes relatively easily within approximately four hours, which increases application flexibility. This conversion is generally required when

- > more material is fed than a screen deck can actually screen
- > a fine fraction is screened from relatively large feed material and, for instance, the fine harp screen needs to be protected against falling coarse material



i The MSS 802(i) EVO can drive a stockpile conveyor via an optional hydraulic port.



1,400 mm
wide crusher discharge conveyor

Approx. 4 hours
conversion from 3 to 2 final grain sizes

Infinitely adjustable
conveyor speed and discharge height

SAFETY AND ERGONOMICS

For high operating comfort.

A machine has to be easy to operate and safe, but convenient maintenance is also very important to the operator.

All machine components of the screen for coarse elements are especially easy to access to guarantee trouble-free production, simple operation and fast service.

For instance, the machine is equipped with long and wide platforms for safe screening surface changes and other maintenance work.

For ergonomic screening surface changes in the lower deck, the MSS 802(i) EVO's screen casing can be brought into a horizontal position.


Cleaning the hopper discharge conveyor undersize is quick and simple thanks to a removable chute.

Additional options increase operating comfort

Standard LED lighting is already included in the basic plant, the optional premium lighting enables even better illumination of the material flow and transfer areas. Easy refuelling of the machine is possible from both sides. The refuelling can also be performed using a pump incl. hose system.

Safety first

In terms of safety, the MSS 802(i) EVO is also ideally equipped. For instance, all cylinders relevant to function and safety are equipped with lowering brake valves. Even if a hydraulic line is damaged, the respective cylinder stays in its current position – to protect the machine operator and the machine. Safety on the construction site is also increased thanks to plant operation via the mobile operating device and therefore at a safe distance and with an ideal overview.



● Standard lighting + Premium lighting

Standard lighting

The standard lighting includes the illumination of the travel path, inclines and the work platforms.

Premium lighting

The premium lighting includes lighting towers, headlights for extended illumination of the material flow and the transfer areas, as well as a mobile work lamp.



EASY TRANSPORT

Quickly on site.

The MSS 802(i) EVO is extremely versatile and can be easily transported thanks to its compact dimensions.

The side discharge conveyors are hydraulically folded and remain on the machine for transport. The set-up is easy thanks to the mobile operating device and can be easily and safely viewed at a certain distance to the section being worked on.

The crawler track unit's infinitely variable speed control enables precise and safe loading on the low-loader, as well as accurate positioning at the operation site. The ground clearance enables perfect positioning on a low-loader.



ENVIRONMENT-FRIENDLY SOLUTIONS

For a green future.



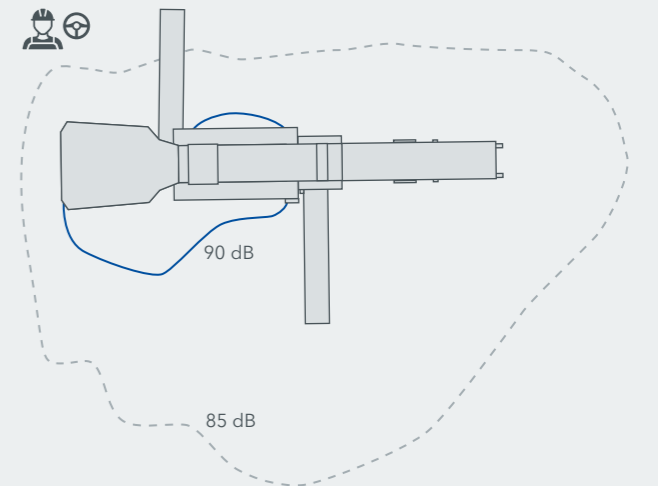
The plant for coarse elements is equipped with environmentally compatible innovations.

The MSS 802(i) EVO features a temperature-controlled fan. As a result, noise and diesel consumption are reduced. With the average lower fan speed, the amount of dust getting into the power pack is also reduced. The option of electric operation via the optional external power supply also allows work with zero emissions and even lower operating costs.

The MSS 802(i) EVO has a preinstalled water spray system for dust reduction. An electric water pump is also available as optional equipment for self-sufficient supply of the spray system.

KLEEMANN > GOOD TO KNOW

With the temperature-controlled fan, the screen for coarse elements is very quiet. This makes working in the proximity of the machine much more pleasant and environmentally friendly for the operator.



YOUR WIRTGEN GROUP CUSTOMER SUPPORT

Service you can always rely on.

Place your trust in our reliable and fast support during the complete life cycle of your machine. Our wide service offer includes suitable solutions to meet all of your challenges.



Service

We keep our service promises - with fast and uncomplicated assistance both on the building site as well as in our professional workshops. Our Service team has received expert training. Thanks to special tools, repair, care and maintenance work is completed quickly. Upon request, we can support you with tailored service agreements.

> www.wirtgen-group.com/service



Spare parts

Original parts and accessories from KLEEMANN can ensure the high reliability and availability of your machines in the long term. Our experts will be glad to advise you on application-optimised wear part solutions. Our parts are available worldwide, at any time and are easy to order.

> parts.wirtgen-group.com



Training

Staff responsible for the WIRTGEN GROUP's product brands are specialists in their areas and have decades of application experience. Our customers also greatly benefit from these experts. In our WIRTGEN GROUP training courses, we gladly pass on our knowledge to operators and service personnel.

> www.wirtgen-group.com/training



Telematics solutions

Construction machines with leading technology and perfected telematics solutions work hand-in-hand in the WIRTGEN GROUP. Intelligent monitoring systems such as WITOS or JD Link* not only facilitate the maintenance planning of your machines but also increase productivity and economy.

> www.wirtgen-group.com/telematics

SCREENING TECHNOLOGY

The matching screen media for optimum results.

During day to day operation, screen media are really put to the test. In order to ensure the permanent and reliable screening of the desired material, original KLEEMANN screen media are subject to exceptionally high quality standards.

The screening result itself is determined by numerous factors. The most important influencing factors include the grain shape, the humidity content and the feed volume. For the KLEEMANN screen for coarse elements, there is a large selection of screen

media available for the upper and lower decks, which can be installed depending on the application and desired final result. The individual screen segments can be freely configured. This is what we call flexibility in the application!

01 Finger screen

- > Can be used for materials that are difficult to separate such as damp and sticky bulk materials
- > Separation of flaky and bulky screen material

02 Slotted grate

- > Preferred application in natural rock processing for loamy, cohesive and wet feed material

03 Punched plate

- > Frequent use in gravel processing, recycling and natural rock processing for precise separation

04 Wire cloth - square pattern / rectangular pattern

- > For screening fine and medium coarse material
- > Different wire qualities and thicknesses available (thicker = longer life, thinner = higher production)

05 Harp screen


- > Recommended for particularly damp and sticky materials that are difficult to screen
- > With self-cleaning effect through the natural vibration of the longitudinal wires

06 Screen frame

- > Used for supporting the screen media

07 Screen casing

- > Double-deck screen casing

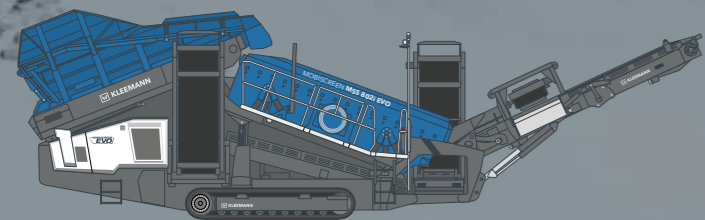


TECHNICAL DATA AT A GLANCE

MOBISCREEN MSS 802(i) EVO



TECHNICAL DATA



MSS 802(i) EVO

- > Screen size (W x L): 1,550 x 4,880 mm
- > Feed capacity: 500 t/h
- > Weight: 30,000 - 38,500 kg

**KLEEMANN GmbH**

Manfred-Wörner-Str. 160
73037 Göppingen
Germany

T: +49 7161 206-0

M: info@kleemann.info

 www.kleemann.info